

MODEL M0300SW

CONFIGURATION SHEET REVERSE BOLT-ON SADDLE SURFACE WATER FLOWMETER

DESCRIPTION

The M0300SW is a bolt-on reverse-helix* propeller meter designed to shed debris often associated with surface water applications. The M0300SW is designed with the meter body turned 180 degrees from normal, a propeller installed nose-first on the bearing shaft, and a reverse flow style bearing assembly. This configuration allows the ell to curve with the flow, allowing grass or other debris to shed off with ease. The assembly design also reduces the ability of sand and silt to accumulate in the bearing.

The M0300SW features a fabricated stainless steel saddle with McCrometer's unique drive and register design. The stainless steel saddle eliminates the fatigue-related breakage common to cast iron and aluminum saddles and provides unsurpassed corrosion protection. Fabricated stainless steel construction offers the additional advantage of being flexible enough to conform to out-of-true pipe. The Model M0300SW is manufactured to comply with applicable provisions of American Water Works Association Standard No. C704-02 for propeller-type flowmeters. As with all McCrometer propeller flowmeters, standard features include a magnetically coupled drive, instantaneous flowrate indicator and straight reading, six-digit totalizer.

The impellers are manufactured of high-impact plastic, capable of retaining their shape and accuracy over the life of the meter. Each impeller is individually calibrated

at the factory to accommodate the use of any standard McCrometer register, and since no change gears are used, the M0300SW can be field-serviced without the need for factory recalibration. Factory lubricated, stainless steel bearings are used to support the impeller shaft. The shielded bearing design limits the entry of materials and fluids into the bearing chamber providing maximum bearing protection.

The instantaneous flowrate indicator is standard and available in gallons per minute, cubic feet per second, liters per second and other units. The register is driven by a flexible steel cable encased within a protective vinyl liner. The register housing protects both the register and cable drive system from moisture while allowing clear reading of the flowrate indicator and totalizer.

INSTALLATION

Standard installation is horizontal mount. If the meter is to be mounted in the vertical position, please advise the factory. A straight run of full pipe the length of eight pipe diameters upstream and five diameters downstream of the meter is recommended for meters without straightening vanes. Meters with optional straightening vanes require at least three pipe diameters upstream and two diameters downstream of the meter.

* 4" meters use a forward helix propeller with a reverse register.



Typical face plate

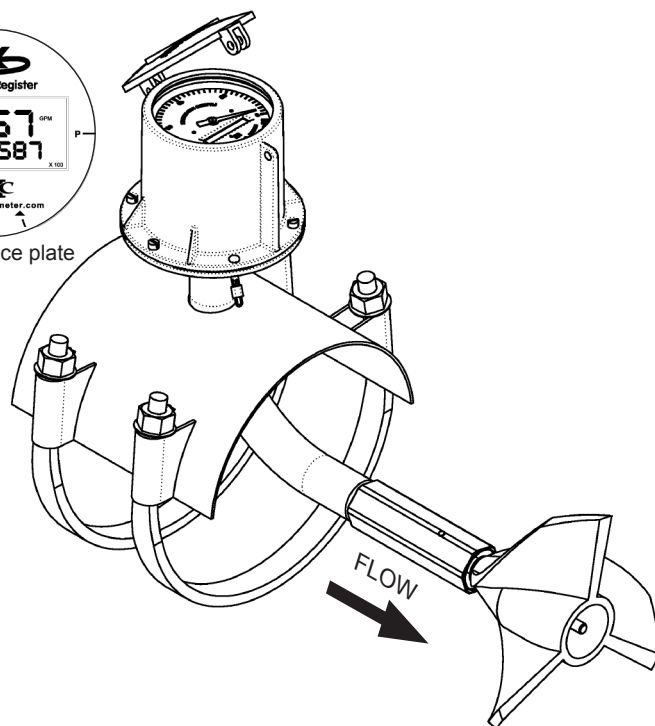
The McCrometer Propeller flowmeter comes with a standard instantaneous flowrate indicator and straight-reading totalizer. An optional FlowCom register is also available.



Typical face plate

APPLICATIONS

- Surface Water
- Water Containing Trash
- Sand Producing Wells
- Irrigation District Turnouts



SPECIFICATIONS

PERFORMANCE

ACCURACY/REPEATABILITY: ±2% of reading guaranteed throughout full range; ±1% over reduced range; Repeatability 0.25% or better

MAXIMUM TEMPERATURE: (Standard Construction) 160°F constant

PRESSURE RATING: 150 psi

MATERIALS

BEARING ASSEMBLY: Impeller shaft is 316 stainless steel. Ball bearings are 440C stainless steel.

MAGNETS: (Permanent type) Alnico.

BEARING HOUSING: Brass; Stainless Steel optional.

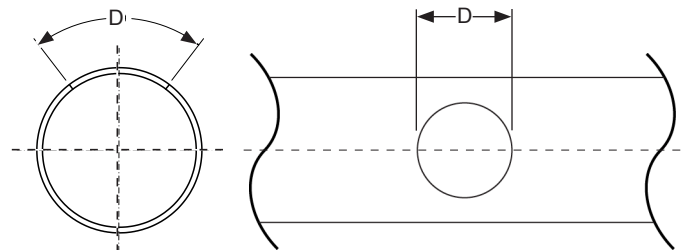
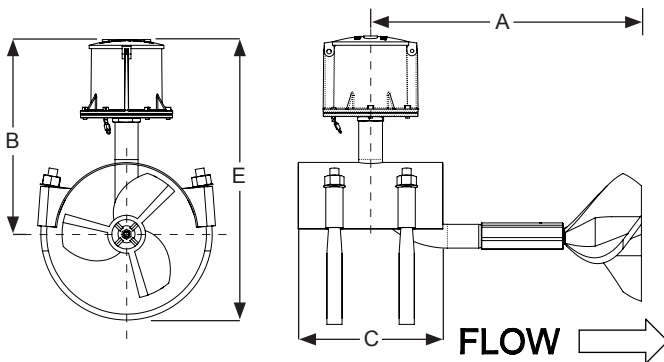
SADDLE: 304 stainless steel construction.

REGISTER: An instantaneous flowrate indicator and six-digit straight-reading totalizer are standard. The register is hermetically sealed within a die cast aluminum case. This protective housing includes a domed acrylic lens and hinged lens cover with locking hasp.

IMPELLER: Impellers are manufactured of high-impact plastic, retaining their shape and accuracy over the life of the meter. High temperature impeller is optional.

OPTIONS

- Saddle can be constructed to fit any outside diameter pipe dimensions, including metric sizes.
- Can be used on a variety of pipe materials such as steel, plastic, cast iron, cement or asbestos cement.
- Register extensions.
- All stainless steel bearing assembly.
- High temperature construction.
- “Over-Run” bearing assembly for higher than normal flowrates.
- Electronic propeller meter available in all sizes of this model.
- A complete line of flow recording / control instrumentation.
- Blank repair saddle.
- Canopy boot



Meter Tube Installation Cut-Out Detail

M0300SW	DIMENSIONS				
Meter and Nominal Pipe Size	4"	6"	8"	10"	12"
Maximum Flow U.S. GPM	600	1200	1500	1800	2500
Minimum Flow U.S. GPM	50	90	100	125	150
Approx. Head Loss in Inches at Max. Flow	23.00	17.00	6.75	3.75	2.75
Approx. Shipping Weight-lbs.	18	22	26	30	34
A (inches)	9	16	16	16	16
B (inches)	8 1/4	10 3/4	10 3/4	10 3/4	11 3/4
C (inches)	7	8	8	9 1/2	9 1/2
D (inches)	4*	5 1/8*	6*	7*	7 1/4
E (inches)	10 3/4	14	15	17	19

Please specify the inside diameter of the pipe when ordering.
 *Standard pipe, consult the factory for cutout dimensions.



ST:

Representantes / Distribuidores Exclusivos

Argentina

Tel: (+54 11) 5352 2500

Email: info@dastecsrl.com.ar

Web: www.dastecsrl.com.ar

Uruguay www.dastecsrl.com.uy

Paraguay www.dastecsrl.com.py

Bolivia www.tecdas.com.bo

3255 WEST STETSON AVENUE • HEMET, CALIFORNIA 92545 USA

TEL: 951-652-6811 • 800-220-2279 • FAX: 951-652-3078

Printed In The U.S.A.

Lit. # 24517-04 Rev. 1.4/10-12

Copyright © 2008-2012 McCrometer, Inc. All printed material should not be changed or altered without permission of McCrometer. Any published technical data and instructions are subject to change without notice. Contact your McCrometer representative for current technical data and instructions.