





-  Gas
-  Liquid & Slurry
-  Solid & Powder
-  Steam & Water

SENTRY FLR SINGLE HELICAL TUBE

Sample Coolers



SAMPLE CONDITIONING

The Sentry® FLR sample cooler cools a sample from a process stream. It may seem simple, but it is a uniquely designed small tube in a shell heat exchanger. The sample to be cooled flows through the tube side of the cooler, and the cooling fluid, usually water, flows through the shell side. The cooled sample then is taken to a laboratory for analysis or piped to in-line process instrumentation for continuous monitoring of properties such as conductivity, pH or other chemical constituents.

MODELS

FLR-6222 | FLR-6225 | FLR-6525(S) | FLR-62B3 | FLR-6BB3
 FLR-6222U | FLR-6225U | FLR-6525U(S) | FLR-62B3U | FLR-65B3(S)

BENEFITS

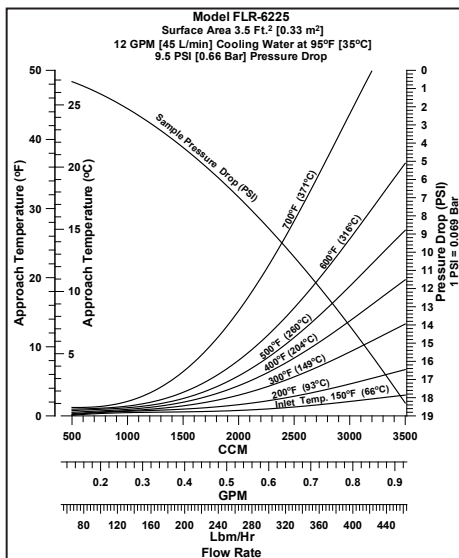
The Sentry FLR sample cooler is designed for efficient and cost-effective sample cooling where higher flow or low pressure drop is required. It offers optimal service for flows below 3500 cc per minute for single phase and 2000 cc per minute for condensing heat transfer. Standard materials are 316/316L or Alloy 625 for high chloride cooling water applications. Optimized for steam condensing service.

FEATURES

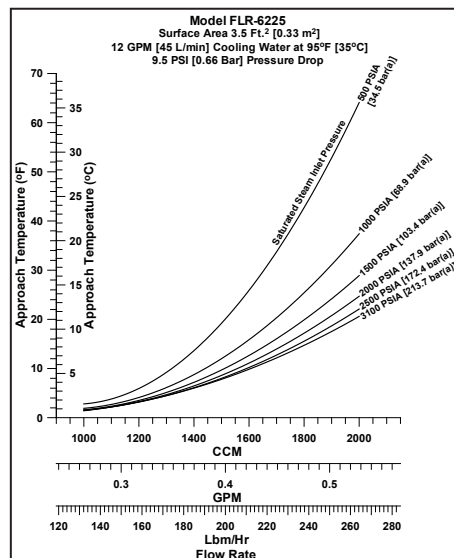
- Double-wound helical coil design
- Minimizes cooling water needs
- Wide variety of exotic alloys for corrosion resistance
- Retained shellside gasket reduces reassembly time
- Formed shell eliminates top shell flange weld interfaces
- Mounting bracket can be installed without removing flange bolts
- All 316 SS construction available where higher corrosive resistance is desired



PERFORMANCE CURVE - WATER



PERFORMANCE CURVE - STEAM



Sample. Monitor. Measure.



SENTRY
 Any Application. Anywhere.



Representantes / Distribuidores Exclusivos

Argentina

Tel: (+54 11) 5352 2500

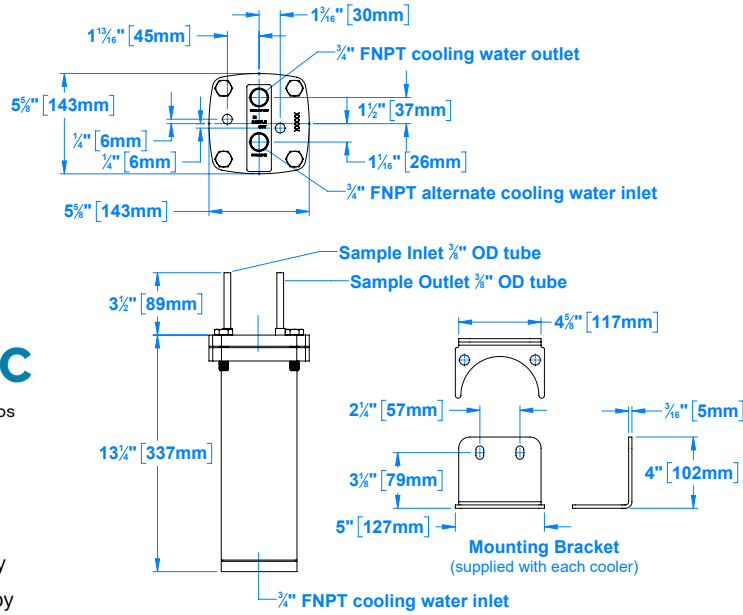
Email: info@dastecsr.com.ar

Web: www.dastecsr.com.ar

Uruguay www.dastecsr.com.uy

Paraguay www.dastecsr.com.py

Bolivia www.tecdas.com.bo



SPECIFICATIONS

models	shell design	tube design	tube material	shell material	area	shipping weight	part number
FLR-6222	450 psi at 650°F (31 bar at 343°C)	2000 psi at 1000°F (138 bar at 538°C)	316/316L SS 3/8 in OD x 0.035 in AW	304/304L SS	3.5 ft ² (0.33 m ²)	26 lb (12 kg)	7-03953E
FLR-6222U	300 psi at 650°F (21 bar at 343°C)	2000 psi at 1000°F (138 bar at 538°C)	316/316L SS 3/8 in OD x 0.035 in AW	304/304L SS			7-03953F
FLR-6225	450 psi at 650°F (31 bar at 343°C)	5000 psi at 1000°F (345 bar at 538°C)	316/316L SS 3/8 in OD x 0.065 in MW	304/304L SS		7-03953A	
FLR-6225U	300 psi at 650°F (21 bar at 343°C)	4500 psi at 1000°F (310 bar at 538°C)	316/316L SS 3/8 in OD x 0.065 in MW	304/304L SS		7-03953B	
FLR-6525(S)	450 psi at 650°F (31 bar at 343°C)	5000 psi at 1000°F (345 bar at 538°C)	316/316L SS 3/8 in OD x 0.065 in MW	316/316L SS		7-04480J	
FLR-6525U(S)	300 psi at 650°F (21 bar at 343°C)	4500 psi at 1000°F (310 bar at 538°C)	316/316L SS 3/8 in OD x 0.065 in MW	316/316L SS		29 lb (13 kg)	7-04067N
FLR-62B3	450 psi at 650°F (31 bar at 343°C)	3400 psi at 1100°F (234 bar at 593°C)	Alloy 625 3/8 in OD x 0.035 in AW	304/304L SS		7-03953G	
FLR-62B3U	300 psi at 650°F (21 bar at 343°C)	3400 psi at 1100°F (234 bar at 593°C)	Alloy 625 3/8 in OD x 0.035 in AW	304/304L SS		7-03953H	
FLR-6BB3	450 psi at 650°F (31 bar at 343°C)	3400 psi at 1100°F (234 bar at 593°C)	Alloy 625 3/8 in OD x 0.035 in AW	Alloy 625		7-03953J	
FLR-65B3(S)	450 psi at 650°F (31 bar at 343°C)	3400 psi at 1100°F (234 bar at 593°C)	Alloy 625 3/8 in OD x 0.035 in AW	316/316L SS		7-04981L	

NOTES:

- U in model number denotes ASME stamped model.
- Canadian Registration Number available for ASME stamped models only. Consult factory for CRN and other options and information.
- Vessels are exempt from CE marking per PED 2014/68/EU, TÜV. Vessels are below or equal to the limits set forth in Article 4, Sections 1(a), 1(b), 1(c) and Section 2 as applicable, and are designed and manufactured in accordance with sound engineering practice (meets the general requirements of the ASME Section VIII, Division 1, Boiler And Pressure Vessel Code). Nameplate will bear the Sentry name and safety instructions will be included per Article 4, Section 2.

sentry-equip.com

966 Blue Ribbon Circle North, Oconomowoc, WI 53066 U.S.A. | +1-262-567-7256 | sales@sentry-equip.com



© 2017 Sentry Equipment Corp. All rights reserved. All product and company names are property of their respective owners. It is solely the responsibility of end users, through their own testing and analysis, to select products and materials suitable for their specific application requirements, ensure they are properly installed, safely applied and properly maintained, and to limit their use to their intended purpose. Improper selection, installation or use may result in personal injury or property damage.

S-SC&HE-SPS-00131-18 12-21

COMPANY WITH
QUALITY SYSTEM
CERTIFIED BY DNV GL
= ISO 9001 =