



SENTRY SBC CONTROLLER

Sampler Controllers

AUTOMATIC SAMPLING

The Sentry® SBC controller is a dedicated logic control system capable of controlling any automatic sampler in the Sentry product line (liquid, slurry and bulk solids samplers). With just a few simple connections, the sampler can be in operation. The Quick Start screen guides you through the steps for setup.

The Sentry SBC controller features both Local and Remote operating modes.

MODEL

SBC

BENEFITS

Local mode allows the operator to obtain a single grab sample or to continuously sample. No other inputs are required.

The Sentry SBC controller offers a dry contact interface for remote starting and stopping of the sampler along with relay outputs for sampler running and alarm status. The Sentry SBC controller supports ModBus, CAN, Allen Bradley DF1, GE Fanuc SNP communications protocols without additional hardware.

The menu-driven interface allows quick and efficient access to all system parameters and information. The LCD screen provides constant information on the system status.

Customize operation by utilizing standard features, such as Batch sampling, Flow proportional sampling, Flow counter based sampling and control of the Sentry Indexing Cabinet (IC).

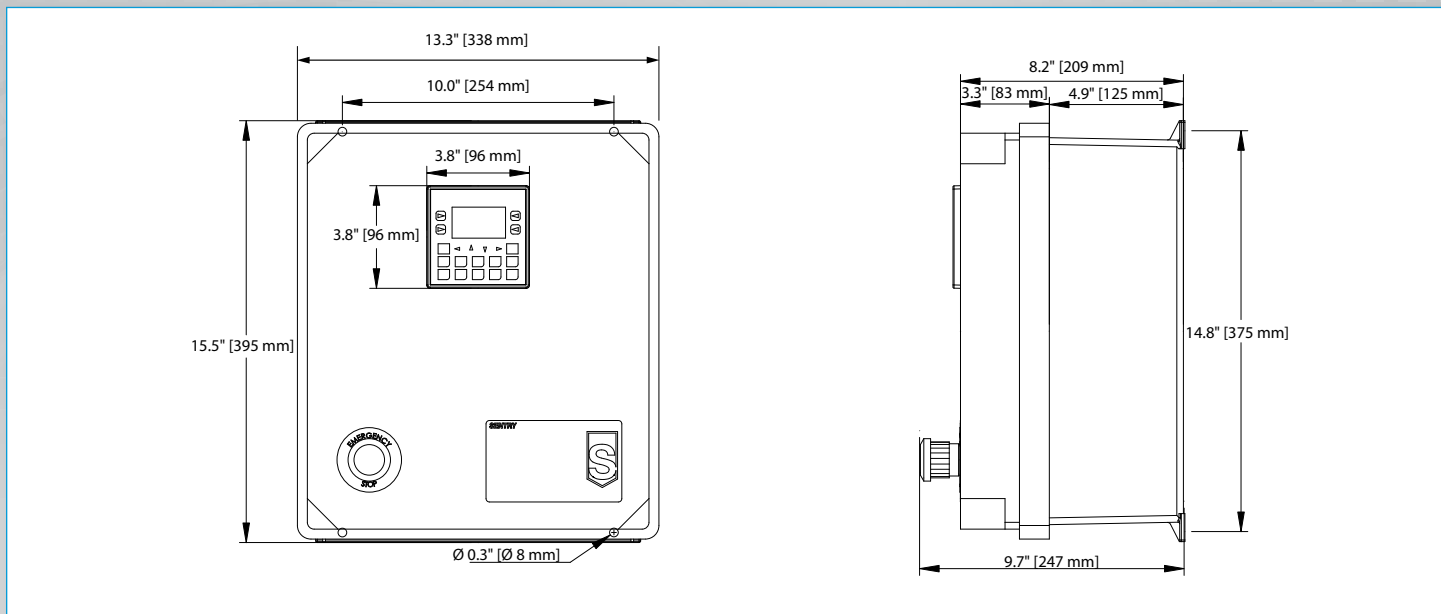
FEATURES

- Operator-friendly user interface
- Stand alone controller
- Remote operation controlled by a single contact
- Supports Modbus, CAN and other protocols
- Automatic continuous composite control
- Batch control
- Flow proportional control
- Integrates with remote mountable airset(s)
- Control of Sentry IC Indexing Cabinet, purchased separately



OPTIONS

- Stainless steel enclosure
- Gland plate
- Proximity sensor integration
- Ethernet interface
- Custom programming available
- Temperatures to -40°F (-40°C)





SPECIFICATIONS

power	100–240 VAC, 50/60 Hz, 1 phase, 1–7 A
inputs	digital: dry contacts, 24 VDC: remote enable, remote start; high-speed flow counter input, 200 µsec minimum pulse width inputs available for optional proximity sensors, 24 VDC analog: 4–20 mA, 10-bit resolution
outputs	mechanical relay, maximum 3 A at 250 VAC resistive
communications (option)	Modbus, CAN, Allen Bradley DF1, GE Fanuc SNP Ethernet (add'l hardware required)
keypad	20 tactile feedback membrane switches
display	128 x 64 pixel LCD display; graphics and text
enclosure	fiberglass; NEMA 4X, IP 65
mounting	surface
ambient temperature	32°F to 122°F (0°C to 50°C)
shipping weight (approx)	17 lb (7.7 kg)
agency approvals available	 

SOFTWARE FEATURES

batch	user-defined number of samples taken
flow proportional	linear interpolation of sampling time based on 4–20 mA input
flow counter	sampling based on number of flow counter pulses
remote operation	sampling triggered by external input
delay start	event-based sampling with user-defined delay
indexing cabinet	integrated sampling and indexing cabinet control



Representantes / Distribuidores Exclusivos

 Argentina

Tel: (+54 11) 5352 2500
Email: info@dastecsrl.com.ar
Web: www.dastecsrl.com.ar

 Uruguay www.dastecsrl.com.uy

 Paraguay www.dastecsrl.com.py

 Bolivia www.tecdas.com.bo



COMPANY WITH
QUALITY SYSTEM
CERTIFIED BY DNV GL
= ISO 9001 =